

Statistics

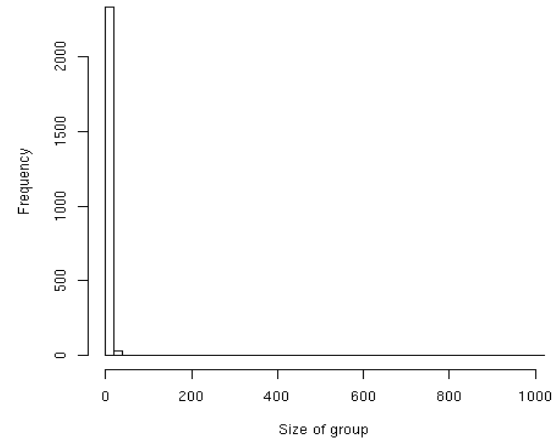
Before expansion:

Mean = 5.9 genes/group,
Median = 3
Std = 30.5
Min = 2 genes/group (singletons excluded)
Max = 1008 genes/group

After expansion:

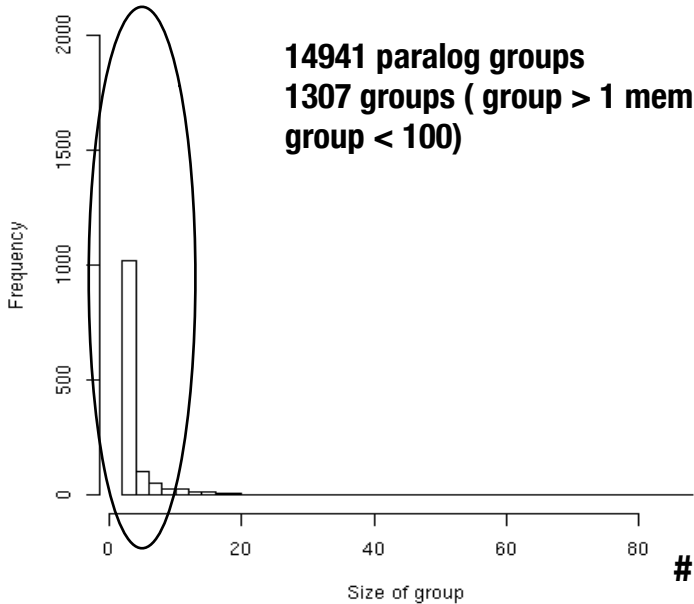
Mean = 4.998 genes/group
Median = 3
Std = 23.8
Min = 2 genes/group (singletons excluded)
Max = 1018 genes/group

Sizes of all paralog groups after neighbor expansion



Sizes of paralog groups with less than 100 members from strict cutoff

14941 paralog groups
1307 groups (group > 1 member, group < 100)

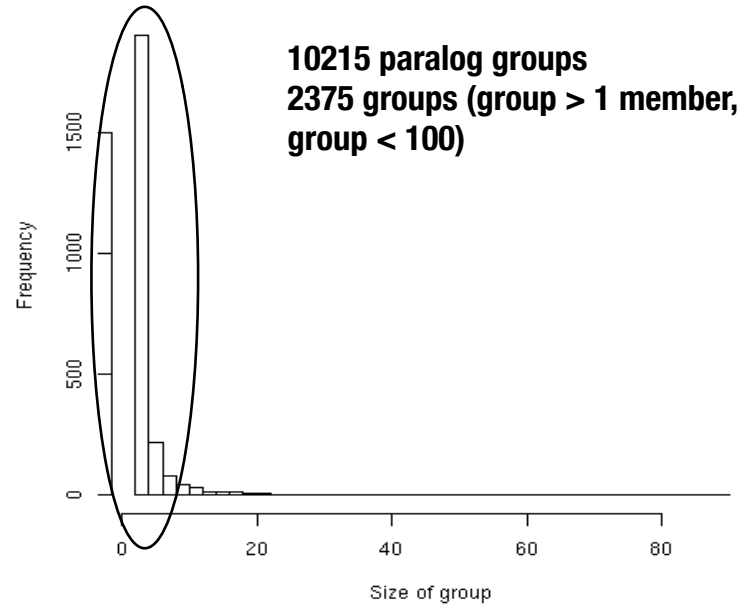


neighbor expansion



Sizes of paralog groups with less than 100 members after neighbor expansion

10215 paralog groups
2375 groups (group > 1 member, group < 100)



of paralog groups



of small paralog groups

